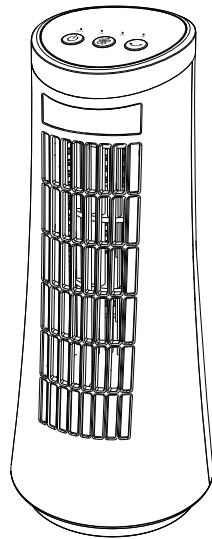


145.00 mm

210.00 mm



CZ12534-EC Series  
CZ12535-EC



## 12in Desktop Tower Fan

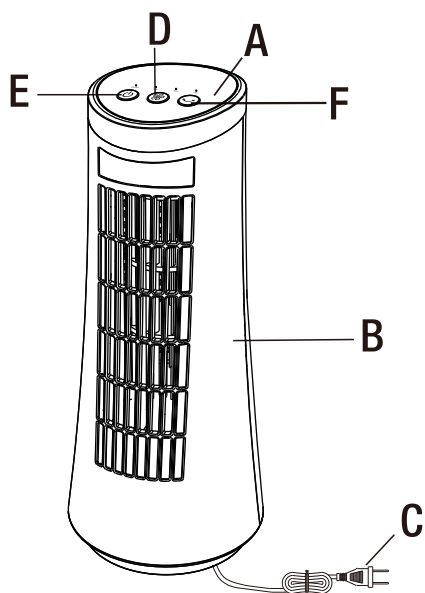
### Features:

- 2 fan speed settings: Low, High
- Efficient AC motor with high fan speed and long life
- 75 degree wide oscillation control
- Whisper-quiet operation
- LED indicator light
- Integrated handle for convenient carrying
- 120AC, 60Hz



[www.comfortzoneproducts.com](http://www.comfortzoneproducts.com)

Save These Instructions



PART	DESCRIPTION	QUANTITY
A	Control Panel	1
B	Fan Housing	1
C	Power Cord	1
D	Speed Button	1
E	Power (On/Off) Button	1
F	Oscillation Button	1

## READ & SAVE THESE INSTRUCTIONS

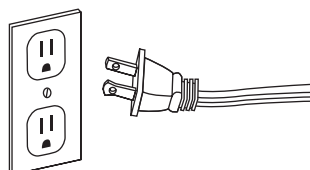
**WARNING:** To reduce the risk of electric shock and injury to persons, do not use in a window.

**WARNING:** To reduce the risk of fire or electrical hazard, DO NOT USE THIS FAN WITH ANY SOLID-STATE SPEED CONTROL DEVICE.

### READ ALL INSTRUCTIONS BEFORE USING




1. Use this unit only as described in this manual. Other uses not recommended may cause fire, hazards or electric shock.
2. This product is intended for HOUSEHOLD use, for indoor, non-commercial, non-industrial, general domestic use in cooling rooms and is not intended for use in windows. Do not use the product outdoors or for any other purpose.
3. To protect against electrical shock, always use on a dry level surface, do not place fan in window, immerse unit, plug or cord in water, or spray with liquids.
4. Close supervision is necessary when any appliance is used by or near children.
5. Unplug the unit from the outlet if left unattended or not in use, when moving fan from one location to another and before cleaning.
6. Never submerge unit in water.
7. Do not operate the unit in the presence of explosive and/or flammable fumes.
8. Do not place the unit or any parts near an open flame, cooking or other heating appliance.
9. Never insert fingers or any other object through the Fan Guards. Never drop or insert objects into any opening of the product.
10. Never plug this unit in with a wet hand or wet cord.
11. Do not operate the unit with a damaged cord or plug, Discard fan or return to an authorized service facility for examination and / or repair.
12. Avoid contacting with moving fan parts.
13. To disconnect, grip the plug and pull it from the outlet. Never yank the cord.
14. Do not operate if the fan housing is removed or damaged.
15. To maintain operating efficiently, user should not operate the product 24 hours a day, seven days a week.
16. Do not run cord under carpeting. Do not cover cord with throw rugs, runners, or similar coverings. Do not route cord under furniture or appliances. Arrange cord away from traffic area and where it will not be tripped over.
17. This product employs overload protection (fuse). A blown fuse indicates an overload or short-circuit situation. If the fuse blows, unplug the product from the outlet. Replace the fuse as per the user servicing instructions (follow product marking for proper fuse rating) and check the product. If the replacement fuse blows, a short-circuit may be present and the product should be discarded or returned to an authorized service facility for examination and/or repair.

**⚠ WARNING:** THIS APPLIANCE HAS A POLARIZED PLUG (ONE BLADE IS WIDER THAN THE OTHER). TO REDUCE THE RISK OF ELECTRIC SHOCK, THIS PLUG IS INTENDED TO FIT IN A POLARIZED OUTLET ONLY ONE WAY. IF THE PLUG DOES NOT FIT FULLY IN THE OUTLET, REVERSE THE PLUG. IF IT STILL DOES NOT FIT, CONTACT A QUALIFIED ELECTRICIAN. DO NOT ATTEMPT TO DEFEAT THIS SAFETY FEATURE.



**USAGE:**

**WARNING:** Do not use this product in windows, as a risk of electrical shock exists and serious personal injury and / or property damage may occur.

BUTTON	FUNCTION
 <b>SPEED</b>	Pressing this button will cycle the fan through 2 comfort speeds(Low/High)
 <b>OSCILLATION</b>	To activate the oscillation function for widespread breeze distribution,press oscillation button once. Press oscillation button again to turnoff the oscillation function. Oscillation can be controlled while thefan is operating.
 <b>ON/OFF</b>	Use this button to turn the fan ON/OFF.

**CLEANING INSTRUCTIONS**

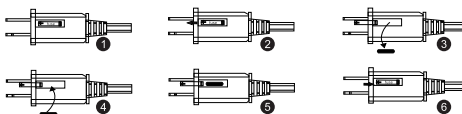
**WARNING:** To avoid the risk of electrical shock, always make sure the product is unplugged from the electrical outlet before servicing or cleaning.

**CAUTION:** This fan is not intended to be disassembled for cleaning for internal parts (e.g. blade, motor). Disassembly may result in product damage. Never use liquids or abrasive cleaners to clean the product.

1. Wipe the exterior surfaces with a soft damp cloth. Dust can be removed from the Guard and Blades with a small vacuum.
2. Do not immerse the motor, switch or wires in water and never allow water to drip into blade or motor housing.
3. Do not use any chemical cleaners such as acid, alcohol, etc, to clean the fan.
4. Make sure the fan is completely dry after cleaning.

**STEPS TO REPLACE THE FUSE**

- a) Grasp plug and remove from the receptacle or other outlet device. Do not unplug by pulling on cord.
- b) Open fuse cover. Slide open fuse access cover on top of attachment plug towards blades.
- c) Remove fuse carefully. Use a tool to pry out the fuse and remove.
- d) Risk of fire. Replace fuse only with 2.5 Amp, 125 Volt fuse.
- e) Close fuse cover. Slide closed the fuse access cover on top of attachment plug.





## CARE AND MAINTENANCE:

**WARNING:** To avoid the risk of electrical shock, always make sure the product is unplugged from the electrical outlet before cleaning or servicing.

**WARNING:** Do not attempt to open any part of the Motor Housing, as a risk of electrical shock may exist. This product has been permanently lubricated at the factory and will not require further lubrication for the life of the product. Additional lubrication of electric motor parts could create a fire hazard.

1. The product must be packaged in its original box and stored in a room with low humidity.
2. Make sure the product is completely dry before using at any time.

**NOTE:** If you experience a problem, please return the fan to the place of the original purchase. Do not attempt to open the motor housing yourself, doing so may cause damage to the fan or personal injury.

## LIMITED WARRANTY

This unit is guaranteed to the original retail purchaser against defects in quality or workmanship for a period of one year from the date of original purchase. If this unit fails because of a manufacturing defect within 30 days of purchase, return the unit, with your receipt, to the retailer. After 30 days, but within the warranty period, if the unit was purchased within the continental United States, return it, to Mr. Brands LLC for repair or replacement. If the unit was purchased outside the continental United States, return the unit to the place of purchase. This warranty does not cover damage caused by misuse, abuse, overheating or alteration. Repairs made by anyone other than Mr. Brands LLC are not covered in this warranty. Mr. Brands LLC will not be held liable for any losses due to neglectful operation. All implied warranties, including the warranties of merchantability and of fitness of purpose, if applicable, are hereby limited in duration to the period of one year from the date of original retail purchase. Some states do not allow limitations on how long an implied warranty lasts, so the above limitations may not apply to you. Incidental or consequential damages arising from a breach of either express or implied warranties are hereby disclaimed and excluded. Some states do not allow the exclusion of limitation of incidental or consequential damages, so this limitation or exclusion may not apply to you. Upon the expiration of this warranty all such liability will terminate. No other warranties are expressed or implied.

This warranty gives you specific legal rights, and you may also have other rights which vary from state to state. No informal dispute settlement mechanisms are available. This limited warranty is given in lieu of all other warranties.

Manufactured for:  
Mr. Brands LLC  
113 Fillmore St  
Bristol, PA 19007  
1-877-420-7555  
www.mrbrands.com  
www.comfortzoneproducts.com



**WARNING:**  
Cancer and Reproductive Harm --  
[www.P65Warnings.ca.gov](http://www.P65Warnings.ca.gov)

Rev. 12/25/23